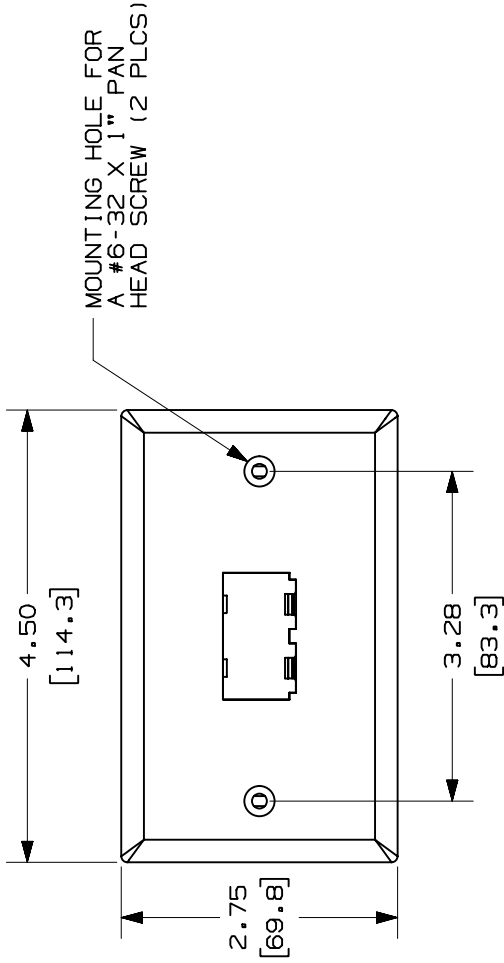
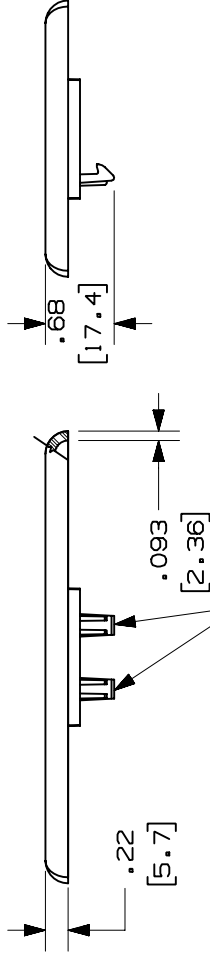
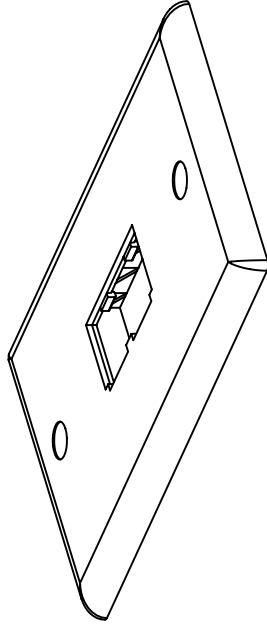


THIS COPY IS PROVIDED ON A RESTRICTED BASIS AND IS NOT TO BE USED IN ANY WAY DETRIMENTAL TO THE INTERESTS OF PANDUIT CORP.



PANDUIT PART NO.	WEIGHT
CFPH2**	.47 LB/10 PCS (212 G/10 PCS)

- NOTES:
- ** 1. SEE CURRENT CATALOG FOR ADDITIONAL PART NUMBER SUFFIXES TO INDICATE COLOR AND OR PACKAGE QUANTITY.
 2. TWO #6-32 X 1" LONG, SLOTTED PAN HEAD SCREWS WITH NON-THREADED LEAD POINT PROVIDED FOR FASTENING FACEPLATES.
 3. DIMENSIONS IN PARENTHESES ARE IN METRIC.



CAD FILENAME/LAYERS

D35544CR_DC_CFPH2_00C.PRT

PANDUIT
CORP. TINLEY PARK, ILLINOIS
CLASSIC SERIES 2 POSITION
HORIZONTAL FACEPLATE (CFPH2**)
CUSTOMER DRAWING

UNLESS OTHERWISE SPECIFIED,
DIMENSIONAL TOLERANCES ARE:
(.X) ± .010 (.3)
(.XX) ± .03 (.8) ANGLES ±

UNLESS OTHERWISE SPECIFIED,
ALL DIMENSIONS ARE GIVEN
IN INCHES, THIRD ANGLE PROJECTION.

DRAWN BY
RCA
DATE
4-3-97
CHK'D
HIW

MAT'L:
ABS

SCALE
NONE
DRAWING NO.
35544-40
DWG
A
SIZE

REV	DATE	BY	CHK	DESCRIPTION	ECN	R	CUST	SUP
2	7-13-99	JSP		B. WAS "DESIGNER SERIES".	35544-40		HIW	
1	9-11-97	RCA	CEF	A. REV'D TITLE WAS MINI-COM 2 POSITION STANDARD HORIZONTAL FACEPLATE.	35544-40		HIW	
R	4-3-97	RCA	HIW	RELEASED TO PRODUCTION	35544-40		HIW	